


WORKSTATION FLIP CHART

# Writing



Grade 2



Macmillan/McGraw-Hill

978-0-02-200958-8  
MHID: 0-02-200958-2



## WORKSTATION FLIP CHART

# Writing

A

The McGraw-Hill Companies



Published by Macmillan/McGraw-Hill, of McGraw-Hill Education, a division of The McGraw-Hill Companies, Inc.,  
Two Penn Plaza, New York, New York 10121.

Copyright © by Macmillan/McGraw-Hill. All rights reserved. No part of this publication may be reproduced or distributed in any form or by any means, or stored in a database or retrieval system, without the prior written consent of The McGraw-Hill Companies, Inc., including, but not limited to, network storage or transmission, or broadcast for distance learning.

Printed in the United States of America

1 2 3 4 5 6 7 8 9 10 QST 09 08 07 06 05



# Writing

## Contents

### UNIT 1

#### Week 1 David's New Friends

Another Child's New Friends .....	1
David's Second Day .....	2

#### Week 2 Mr. Putter & Tabby Pour the Tea

New Story Ending .....	3
Two Friends .....	4

#### Week 3 Fighting the Fire

An Important Job .....	5
Fire-Safety Rules .....	6

#### Week 4 Meet Rosina

A Letter to Rosina .....	7
Likes and Dislikes .....	8

#### Week 5 My Name Is Yoon

New Person in School .....	9
Add to the Story .....	10

### UNIT 2

#### Week 1 The Tiny Seed

Make a Poster .....	11
Let's Pretend .....	12

#### Week 2 A Harbor Seal Pup Grows Up

Caring for Sidney .....	13
Sidney's New Home .....	14

#### Week 3 A Hospital Visit

A Hospital Story .....	15
Health and Safety Tips .....	16

#### Week 4 Farfallina and Marcel

Fun with a Friend .....	17
A Friendly Letter .....	18

#### Week 5 There's Nothing Like Baseball

Great Activities .....	19
A New Ending .....	20

### UNIT 3

#### Week 1 Head, Body, Legs: Story From Liberia

Persuade With a Poster .....	21
Let's Work Together .....	22

#### Week 2 Officer Buckle and Gloria

Speak Out .....	23
More Safety Tips .....	24

#### Week 3 Meet the Super Croc

A Letter About Dinosaurs .....	25
You Find Fossils! .....	26

#### Week 4 Alvin Ailey Kids: Dancing As a Team

Write an Ad .....	27
Take a Bow .....	28

#### Week 5 Click, Clack, Moo: Cows That Type

Letter to the Editor .....	29
Click, Clack .....	30

### UNIT 4

#### Week 1 Splish! Splash! Animal Baths

Summarize a Fable .....	31
What Animal Would You Like to be? .....	32

#### Week 2 Goose's Story

Share the News .....	33
Goose Makes Friends .....	34

#### Week 3 A Way To Help Planet Earth

Persuade and Protect .....	35
Write a Letter .....	36

#### Week 4 Super Storms

Compare Seasons .....	37
Describe a Storm .....	38

#### Week 5 Nutik, the Wolf Pup

Review a Book .....	39
Write a Short Story .....	40

### UNIT 5

#### Week 1 Dig, Wait, Listen: A Desert Toad's Tale

Animal Talk .....	41
Animal Pictures .....	42

#### Week 2 Pushing Up the Sky

Let's Write a Play .....	43
Nature Tale .....	44

#### Week 3 Columbus Explores New Lands

Compare Explorers .....	45
Explore Some More .....	46

#### Week 4 The Ugly Vegetables

Garden Story .....	47
Friends and Neighbors .....	48

#### Week 5 The Moon

Explore the Universe .....	49
Write a Poem .....	50

### UNIT 6

#### Week 1 Mice and Beans

Lost and Found .....	51
Mouse Tales .....	52

#### Week 2 Stirring Up Memories

Poetry Time .....	53
Stir Up a Memory .....	54

#### Week 3 Music of the Stone Age

Animal Art .....	55
Describe and Draw .....	56

#### Week 4 African-American Inventors

Describe a Person .....	57
Be an Inventor! .....	58

#### Week 5 Babu's Song

Describe a Place .....	59
Choose a Friend .....	60

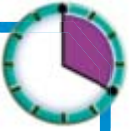





## Writing

# Another Child's New Friends

20 Minutes



- Think about a character who is different from David. Draw and name this character.
- What if the story had been about this character? Draw a picture story about him or her.
-  You may wish to add this picture story to your portfolio.



Molly liked lizards. She thought they were cool.

## Extension

- Write sentences to go with your picture story.

### Things you need:

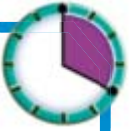
- pencil, paper
- crayons




## Writing

# David's Second Day

20 Minutes



- Think about what David does on his second day at school.
- Write sentences that tell what happens.
- Draw pictures to go with your sentences.
-  You may wish to add this writing to your portfolio.

## Extension

- Write sentences about a friend David makes on his second day of school.
- Proofread your sentences and rewrite them neatly.



On David's second day at school, he went to see Slim. Then Mr. Roy let David feed Slim.

### Things you need:

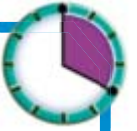
- pencil, paper
- crayons





## Writing

# New Story Ending

20 Minutes



- What if Mr. Putter had gotten a dog instead of a cat? Write a new ending to the story.
- Draw pictures for your story. Give your story a title.
-  You may wish to add this writing to your portfolio.



## Extension

- Share your story with a partner.
- Talk about how your ending was the same or different from the book.

### Things you need:

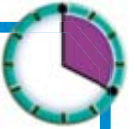
- pencil, paper
- crayons




## Writing

# Two Friends

20 Minutes



- Draw a picture of yourself and a friend.
- Write sentences that tell about things you do together.
-  You may wish to add this writing to your portfolio.

## Extension

- Make a list of things you like to do and things you don't like to do.
- Ask a friend to do the same and compare your lists.



### Things you need:

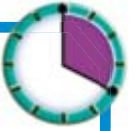
- pencil, paper
- crayons



## Writing

# An Important Job

20 Minutes



- Think about all you have read about firefighters.
- Write about why firefighters have an important job. Give at least three reasons.
- Draw a picture to show one of the reasons.

## Extension

- Write a letter to a friend or family member.
- Write about why you would or would not like to be a firefighter.



### Things you need:

- pencil, paper
- crayons

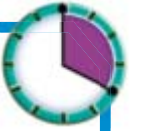




## Writing

# Fire-Safety Rules


20 Minutes



- Find out what to do in a fire.
- List some fire-safety rules.
- Write about why these rules are important.

## Extension

- Make a poster to show a fire-safety rule.
- Draw pictures and write the rule.
- Hang your poster in the classroom.



### Things you need:

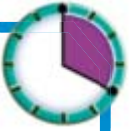
- fire-safety books
- pencil, paper
- crayons



## Writing


# A Letter to Rosina

20 Minutes




- Write a letter to Rosina and tell her about yourself.
- Tell her where you live. Tell her about your school day and what you like to do.

## Extension

- Draw a picture that shows what you like to do.
- Share your letter and picture with a classmate.
-  You may wish to add this writing to your portfolio.

Dear Rosina,  
My name is  
Sam Miller.  
I live in



### Things you need:

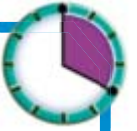
- pencil, paper
- drawing paper
- crayons



## Writing

# Likes and Dislikes

20 Minutes



- Think about some things you like, such as your favorite colors, foods, activities, and places.
- Then think of some things you don't like.
- Write sentences that tell about your likes and dislikes.



## Extension

- Trade papers with a partner. Read each other's sentences and ask each other questions about them.
- Which things do both you and your partner like? Which things do you both dislike?

### Things you need:

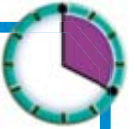
- pencil, paper



## Writing


# New Person in School

20 Minutes




- Pretend that you have just moved and are going to a new school.
- Write a paragraph that tells how you feel about your new school.
- Tell what you do to make new friends.

## Extension

- Proofread your paragraph. Make sure each sentence is complete.
-  You may wish to add this writing to your portfolio.

Today was  
my first day  
at school.  
I felt so  
scared!



### Things you need:

- pencil, paper

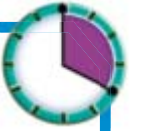





## Writing

# Add to the Story

20 Minutes



- At the end of the story, Yoon wrote her name, and her teacher hugged her.
-  In your response journal, write what Yoon may have said to her parents when she got home. Write what Yoon's parents may have said to her.
- Be sure to use quotation marks to show what each person said.

## Extension

- Share your writing with a partner.
- Act out what you wrote. You can play Yoon and your partner can play her parents. Then switch roles.



### Things you need:

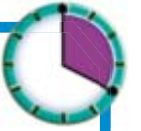
- response journal
- pencil




## Writing

# Make a Poster

20 Minutes



- Make a poster that shows how to plant seeds. Tell what kind of plant will grow.
- Write what to do first, next, and last.
- Draw pictures to show each step.
-  You may wish to add this poster to your portfolio.

## Extension

- Share your poster with a classmate.
- Talk about why both words and pictures are helpful when you are explaining how to do something.



### Things you need:

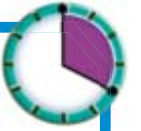
- drawing paper
- crayons



## Writing

# Let's Pretend


20 Minutes




- Pretend you are the tiny seed from the story. Write about some of your adventures.
- Tell how you feel when you finally grow up to be a flower.

## Extension

- Proofread your sentences. Did you express yourself clearly? Did you use commas correctly?
- Share your writing with a classmate. Read it aloud with expression.



I was scared  
when I saw the  
bird. But I was  
lucky because



### Things you need:

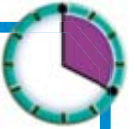
- pencil, paper




## Writing

# Caring for Sidney

20 Minutes



-  Write about how Sidney was cared for at the sea mammal center in your response journal.
- Describe what Peter and Nicole did to make her healthy and strong.
- Share your writing with a classmate.

Sidney was weak and hungry.  
So Peter put a tube in her  
mouth.

## Extension

- Think about why Peter may have chosen his job. Have you ever seen anyone on television or in the movies with this job?
- Write about a job helping animals or people.

### Things you need:

- paper, pencil
- response journal
- crayons

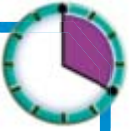





## Writing

# Sidney's New Home

20 Minutes



- At the end of the selection, Sidney is in her ocean home. Write a paragraph that tells what you think Sidney's life will be like in her new home.
- Proofread your paragraph. Make sure your sentences are complete and correct.
-  You may wish to add this writing to your portfolio.



## Extension

- Share your writing with a classmate.
- Talk about other animal rescue stories you have read or heard about.

### Things you need:

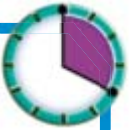
- pencil, paper




## Writing

# A Hospital Story

20 Minutes



- Think of a story about a visit to the hospital. Use a sequence chart to plan your story.
- Follow your sequence chart to write your story.
-  You may add this story to your portfolio.

## Extension

- Proofread your story. Check for correct capitalization and punctuation. Rewrite your story in your best handwriting.
- Draw pictures that show the beginning, middle, and end of your story.

Beginning

I fell off my bike and hurt my ankle.



Middle

I had an X-ray at the hospital.



End

My ankle was broken.

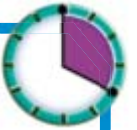
### Things you need:

- pencil, paper



## Writing

20 Minutes



# Health and Safety Tips

- Think about ways to stay healthy and keep safe.
- Look in books to find out more.
- List as many health and safety tips as you can.

## Extension

- Pick one tip from your list.
- Make a poster that shows this tip. Tell why following this tip is important.

- Cover your mouth when you cough or sneeze.
- Wash your hands often.
- Stay away from people who are sick.

### Things you need:

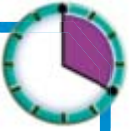
- books about health and safety
- pencil, paper
- crayons



## Writing

# Fun with a Friend

20 Minutes



- Farfallina and Marcel had fun together. They played hide-and-seek and rode across the pond.
- Write about other things that Farfallina and Marcel might do.
- Share your writing with a classmate. Tell how your writing has changed since the beginning of the year.

## Extension

- Draw a picture that shows one activity you wrote about. Write a caption for it.
- Share your picture with a classmate.

### Things you need:

- paper, pencil
- drawing paper
- crayons or markers



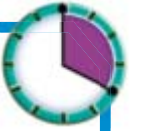




## Writing


# A Friendly Letter


20 Minutes



- Write a letter to a friend. Tell what you would like to do when you get together.
- Tell this person why you are glad that he or she is your friend.

## Extension

- Switch letters and proofread your partner's letter.
- Make the corrections on your letter.
-  You may add this writing to your portfolio.



### Things you need:

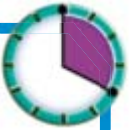
- pencil, paper



## Writing


# Great Activities

20 Minutes



- Think about an activity you like to do, such as swimming or gardening.
- Write a paragraph that describes the activity. Tell what things you need for the activity and why you like to do it.

## Extension

- Draw a picture of yourself doing the activity.
-  You may add this writing and picture to your portfolio.



### Things you need:

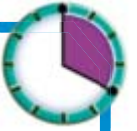
- paper, pencil
- drawing paper
- crayons



## Writing

# A New Ending

20 Minutes



- What if Emma had made shortstop? Think about what might have happened.
- Write a new ending for the story. Tell what happens. Tell how Emma and Jamal feel.

## Extension

- Share your writing with a classmate.
- Which ending do you like better, the one in the book or your new ending? Tell why.



## Things you need:



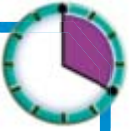
- *There's Nothing Like Baseball*, pp. 268–283
- pencil, paper



## Writing

# Persuade with a Poster

20 Minutes



- Think about something you want to persuade or convince people to do, such as follow a safety rule.
- Create a poster that will convince people to do it. Use action words to tell about it.
- Explain why it is important to do it. Draw a picture.



## Extension

- Share your poster with a partner. Point out the action words you used.
- With your partner, talk about each poster. Did your poster convince your partner to do what it says?

### Things you need:

- poster paper
- crayons or markers

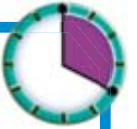




## Writing

# Let's Work Together


20 Minutes



- Write about a time when you worked with others to get something done.
- What job did you do? What jobs did others do? Was it helpful to work as a group?



## Extension

- Proofread your writing. Make sure each sentence has the correct punctuation.
-  You may wish to add this writing to your portfolio.

### Things you need:

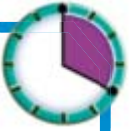
- pencil, paper



## Writing

# Speak Out


20 Minutes



- Write a speech about something you would like to see changed in your community to make it safer.
- Be sure that your message is clear, so that you can persuade others that you have a good idea.



## Extension

- Get together with a partner and present your speech.
- Talk about whether your message was clear. How did you persuade your partner?
-  You may wish to add your speech to your portfolio.

### Things you need:

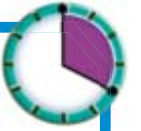
- pencil, paper



## Writing

# More Safety Tips

20 Minutes



- Think of a new safety tip that Officer Buckle can share with children.
- Write the safety tip. Draw a picture that shows Officer Buckle and Gloria telling and showing the safety tip.

## Extension

- Share your safety tip and picture with a partner.
- Talk about other tips that Officer Buckle might share. Tell how Gloria might act them out.



### Things you need:

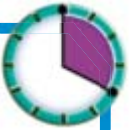
- drawing paper
- pencil or crayons



## Writing


# A Letter About Dinosaurs

20 Minutes




- Write a letter to a friend or family member. Write about the fossil or dinosaur you liked best. Tell what you learned about it.
- Draw a picture to go with it.

## Extension

- Check the form of your letter.
- Proofread your letter. Did you use past-tense verbs correctly?
-  Rewrite your letter on a clean sheet of paper. You may wish to add it to your portfolio.

January 22



Dear Uncle Michael,  
I am learning about fossils and dinosaurs in school. My favorite dinosaur is triceratops. Triceratops lived more than

### Things you need:

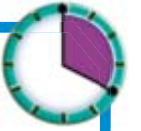
- pencil, paper
- crayons, markers



## Writing

# You Find Fossils!

20 Minutes



- Reread “Boy Finds Fossils!” Put yourself in the boy’s place. Make up a story about finding fossils.
- Make a chart to plan your story.
- Be sure to include a beginning, middle, and end.

## Extension

- Review and revise your story. Does it have a beginning, middle, and end?
- Revise and proofread your story.
- Rewrite it neatly.

### Beginning

I was digging in my yard and found an odd rock.

### Middle

I thought it might be a fossil.

### End

### Things you need:

- pencil, paper
- “Boy Finds Fossils!” pp. 371



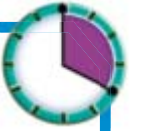






## Writing

# Write an Ad

20 Minutes



- Pretend that you are a newspaper writer. A famous dance group is coming to town.
- Write an ad that will get people to go to the show. Be creative. Use lively words!
-  You may wish to add this to your portfolio.



## Extension

- Share your ad with a partner. Point out the lively words you used.
- Tell your partner what you liked about his or her ad.

### Things you need:

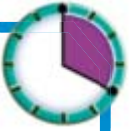
- paper, pencil
- drawing paper
- crayons or markers




## Writing

# Take a Bow

20 Minutes



-  Write about a time when you performed or did something before a group of people.
- Tell what happened. How did you feel about your performance?

### Extension

- Proofread your writing. Check that each sentence is complete.
- Share your writing with a classmate.



### Things you need:

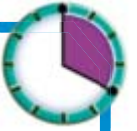
- pencil, paper
- response journal




## Writing

# Letter to the Editor


20 Minutes



- Write a letter to the editor of your local newspaper. Tell the editor about something you think your town or city needs.
- Explain how this would help your town or city. Use words that will persuade the editor that you have a good idea.



## Extension

- Exchange letters with a partner. Pretend you are the editor of the newspaper.
- Write an answer to the letter.
-  Add the writing to your portfolio.

### Things you need:

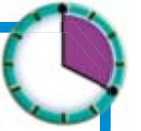
- paper, pencil





## Writing

# Click, Clack

20 Minutes



-  Write about other farm animals that may use the typewriter.
- Tell what they ask for. Does Farmer Brown give them what they want? What do the animals do? What does it sound like when these animals type? Use animal sounds in your writing to tell about it.



### Extension

- Proofread your writing. Check that each sentence begins with a capital letter and has the correct end mark.
- Share your writing with a classmate.

#### Things you need:

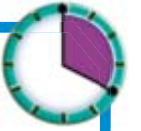
- pencil, paper
- response journal



## Writing

# Summarize a Fable

20 Minutes




- Write a paragraph that gives a summary of “Ant and Grasshopper.” Be sure to include the important events.
- Proofread your writing. Share it with a partner.



The ant was working hard to put away food for winter. The grasshopper

## Extension

- Write about what you think will happen the next summer. What will Grasshopper do? What will Ant do?
-  You may wish to add this writing to your portfolio.

### Things you need:



- pencil, paper
- “Ant and Grasshopper,” pp. 38–39

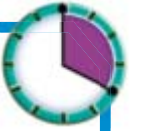






## Writing

# What Animal Would You Like to Be?

20 Minutes



- Choose an animal from *Splish! Splash! Animal Baths* that you might like to be.
-  Write in your journal about why you would like to be that animal. Tell how you would spend your day.



## Extension

- Draw a picture of yourself as the animal. Write a caption.
- Share your writing and picture with a partner.

### Things you need:



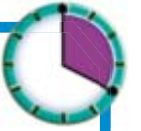
- *Splish! Splash! Animal Baths*, pp. 14–35
- pencil
- response journal



## Writing


# Share the News

20 Minutes



- Write a news story. It can be about an animal rescue in your area or another event that involved animals.
- Be sure to tell where and when the event was, who was there, what happened there, and why it happened.

## Extension

- Proofread your story. Make sure you included many details. Check that your punctuation is correct.
-  You may wish to add this writing to your portfolio.



### Things you need:

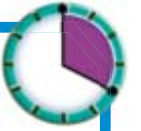
- pencil, paper



## Writing

# Goose Makes Friends

20 Minutes



- Write a paragraph about the goose in the story. What might she have done to make friends with other geese?
- Describe what she did to make friends. Tell what she said to the other geese. Tell what they said to her.

## Extension

- Proofread your writing. Be sure to use quotation marks correctly.
- Share your writing with a partner. Act out what the geese say to one another.



### Things you need:

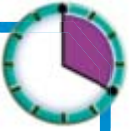
- pencil, paper



## Writing


# Persuade and Protect

20 Minutes



- Choose a natural resource such as air, water, or forests. Write a paragraph to persuade others to protect that resource.
- Be sure to include a main idea and supporting details.

## Extension

- Proofread your paragraph. Check each sentence for correct punctuation.
- Share your writing. Is your partner persuaded by what you wrote?
-  You may wish to add this writing to your portfolio.



### Things you need:

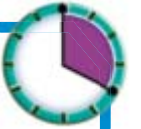
- pencil, paper



## Writing


# Write a Letter

20 Minutes



- Work with a partner. Write a letter to a park ranger's office or wildlife department.
- Ask for information about laws in your state that protect wild animals.
- Ask what you can do to help protect the wildlife in your area.

## Extension

- Proofread your letter. Did you begin the greeting and closing with capital letters?
- Did you use commas after the greeting and closing?
-  You may wish to add this writing to your portfolio.

Dear Park Ranger's Office,  
Please send us some  
information about

### Things you need:

- pencil, paper

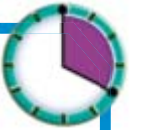




## Writing

# Compare Seasons

20 Minutes



- Write a paragraph that tells about the season you like best and the season you like least.
- Compare the two seasons. Explain what you like and dislike about them.

## Extension

- Proofread your paragraph. Make sure that you included several details about the weather.
- Share your writing with a partner.



### Things you need:

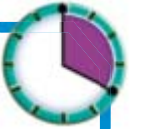
- pencil, paper



## Writing

# Describe a Storm


20 Minutes



- Write a paragraph that describes a storm you watched or saw on a news report.
- Write as many details as possible to tell about what you saw and heard.



## Extension

- Draw a picture of the storm. In the picture, show where you were when you watched the storm.
-  You may add your work to your portfolio.

### Things you need:

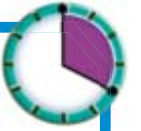
- pencil, paper
- drawing paper
- crayons or markers



## Writing


# Review a Book

20 Minutes



- Write a book review for a book you read this week. Tell the main ideas and why you did or did not like the book.
- Would you tell a friend to read the book? Explain why or why not.

## Extension

- Proofread your book review. Check your word choice. Check for capitals and end marks in sentences.
-  You may add this writing to your portfolio.



### Things you need:

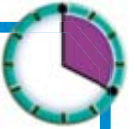
- books you read this week
- pencil, paper




## Writing

# Write a Short Story

20 Minutes



- Make up a story about someone who becomes friends with a wild animal.
-  Write about some things they do together. How do they show that they care about each other?
- Proofread your work.

## Extension

- Draw a picture of your characters. Show how they care about each other.
- Share your writing and picture with a partner.



### Things you need:

- pencil, paper
- drawing paper
- crayons
- response journal

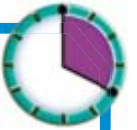




## Writing


# Animal Talk

20 Minutes



- Choose two desert animals. Make up a story about them. Include characters and a setting.
- Be sure your story has a beginning, middle, and end.

## Extension

- Think about the story you wrote. Is this your best work?
- Tell how this writing is different from your writing at the beginning of the year.
-  You may add this writing to your portfolio.



### Things you need:

- pencil, paper

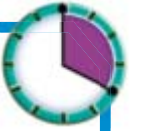




## Writing

# Animal Pictures

20 Minutes



- Write a description of an animal. It can be an animal in nature or a pet.
- Describe what the animal looks like, how it moves, and any other habits you think are interesting.

## Extension

- Draw a picture of the animal. Write a caption for it.
- Share your description and picture with a partner.



### Things you need:

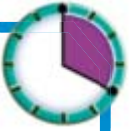
- pencil, paper
- drawing paper
- crayons or markers



## Writing

# Let's Write a Play

20 Minutes



- Write a play about people who solve a problem.
- The play may take place now or in the past. Write a part for each character.



## Extension

- Proofread your play. Check that each sentence is complete and has the correct end punctuation.
- Act out the play with a partner. Choose parts and read them with expression.

### Things you need:

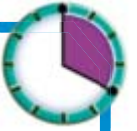
- pencil, paper



## Writing


# Nature Tale

20 Minutes



- Make up a tale about something we see in the sky. It can be about the moon, stars, sun, or something else.
- In your tale, tell how this part of the sky came to be.

## Extension

- Draw a picture that shows what happens in your tale.
-  You may wish to add this writing to your portfolio.



### Things you need:

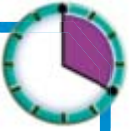
- pencil, paper
- drawing paper
- crayons or markers



## Writing

# Compare Explorers

20 Minutes



- Write paragraphs that compare Christopher Columbus and his crew with Edmund Hillary and Tenzing Norgay.
- Do you think one exploration was more difficult than the other? Explain why.



## Extension

- Proofread your paragraphs. Check for capitalization and correct end punctuation.
- Share your writing with a partner. Did you two agree? Why or why not?

### Things you need:

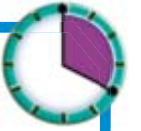
- pencil, paper



## Writing


# Explore Some More

20 Minutes



- Write about a new place or an activity you would like to explore.
- Tell why you want to explore this new place or activity. Tell how you would get ready for your trip or activity.

## Extension

- Draw a picture that shows what you want to explore.
-  You may wish to add your writing and picture to your portfolio.



### Things you need:

- pencil, paper
- drawing paper
- crayons or markers

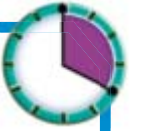





## Writing

# Garden Story

20 Minutes



- Write a story about another family that grows special plants in their garden.
- Describe what the plants look like and what the neighbors think.
-  Add this writing to your portfolio.

## Extension

- Draw a picture of the family with their plants.
- Share your story and picture with a partner.

### Things you need:

- pencil, paper
- drawing paper
- crayons or markers

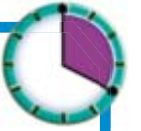




## Writing

# Friends and Neighbors

20 Minutes



- Write about a time when you learned something from a friend or neighbor.
- Tell what you learned and how you felt about it.

## Extension

- Write about a time when a friend or neighbor learned something new from you.
- Share your writing with a partner.



My friend Susan taught  
me how to play soccer.

### Things you need:

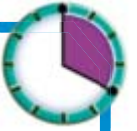
- pencil, paper



## Writing


# Explore the Universe

20 Minutes



- Close your eyes and pretend you are an explorer. You have traveled to another part of the universe and have discovered a fantastic place!
- Write about the place you have found. Tell what you see and hear.

## Extension

- Proofread your description. Check that your sentences are complete. Make sure that contractions and possessives are written correctly.
-  Add this writing to your portfolio.



### Things you need:

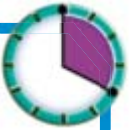
- pencil, paper



## Writing

# Write A Poem

20 Minutes



- Write a poem about the moon, the sky, or something else in nature. Your poem doesn't have to rhyme.
- Use words that will create a picture in your reader's mind.

## Extension

- Draw a picture to go with your poem.
- Share your poem and picture with a partner.

### Things you need:

- pencil, paper
- drawing paper
- crayons or markers

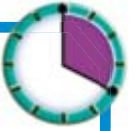




## Writing


# Lost and Found

20 Minutes



- Pretend you have lost something at school. Create a poster or flyer that describes the missing object.
- Use words that describe what the object looks like. You may draw a picture of it, too.

## Extension

- Proofread your poster or flyer. Be sure that you used lively words to describe the object.
-  Add your poster or flyer to your portfolio.



### Things you need:

- drawing paper
- crayons or markers

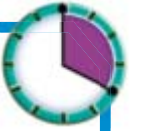




## Writing

# MOUSE TALES

20 Minutes



- Rewrite *Mice and Beans*. This time, write it from the point of view of a mouse.
- Make sure you explain why the mice decide to help Rosa María by filling the piñata.



## Extension

- Share your story with a partner. Talk about why the mice are good story characters.
- Make a list of other stories or movies that have mice as characters.

### Things you need:

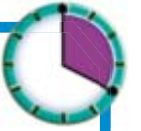
- pencil, paper



## Writing


# Poetry Time

20 Minutes



- Create a poem that describes something you like to do.
- Use lively words and interesting sound words to describe something in your poem.

## Extension

- Draw a picture to go with your poem.
-  You may add your poem and drawing to your portfolio.

### Things you need:

- pencil, paper
- drawing paper
- crayons or markers

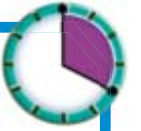




## Writing

# Stir Up a Memory

20 Minutes



- Think about something that happened to you that would make a good story.
- Write about your experience. Include details to make your story interesting.

## Extension

- Work with a partner and proofread each other's stories.
- Make sure each proper noun begins with a capital letter. Check that *a* and *an* are used correctly.



### Things you need:

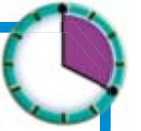
- pencil, paper
- markers



## Writing


# Animal Art

20 Minutes



- Write a story about another animal that likes to draw or paint. Your story can be about a real or imaginary animal.
- Describe the pictures that the animal creates. Tell what people think about the artwork.

## Extension

- Draw a picture of the animal creating its artwork. Write a caption for your picture.
-  You may add this writing to your portfolio.



### Things you need:

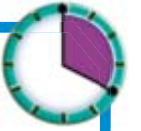
- pencil, paper
- drawing paper
- crayons or markers



## Writing

# Describe and Draw

20 Minutes



- Write a description of art that you could create from recycled materials.
- Tell what materials you would use and how you would put them together to create something interesting.

## Extension

- Draw a picture that shows how your art would look.
- Share your description and picture with a partner.



### Things you need:

- pencil, paper
- drawing paper
- crayons or markers

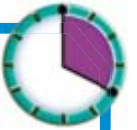




## Writing


# Describe a Person


20 Minutes



- Think about someone who you like very much.
- List as many facts about this person as you can.
- Write a description of this person. Use interesting words.

## Extension

- Proofread your description. Make sure proper nouns and the pronoun *I* begin with a capital letter.
-  You may wish to add your description to your writing portfolio.



### Things you need:

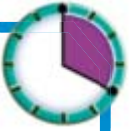
- pencil, paper




## Writing

# Be an Inventor!

20 Minutes



- Think of something you would like to invent. Be creative!
-  Write a description that tells what your invention can do, what it looks like, and why you think people will buy it.

## Extension

- Draw a picture of your invention. Write a caption for your picture.
- Share your description and drawing with a partner.



### Things you need:

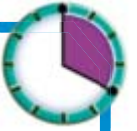
- pencil, paper
- drawing paper
- crayons or markers
- response journal



## Writing

# Describe a Place


20 Minutes



- Think of a place you like. It can be outdoors or indoors. It can be a place you visited once or a place where you go every day.
- Write a description of the place. Use lively words so others will be able to picture this place.



## Extension

- Proofread your description. Make sure each sentence begins and ends correctly.
-  You may wish to add this writing to your portfolio.

### Things you need:

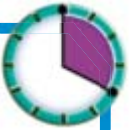
- pencil, paper



## Writing

# Choose a Friend

20 Minutes



- Think about the characters in the books you read this week.
- Choose a character that you would like to have as a friend.
- Write about why this character would make a good friend and what you could learn from each other.



## Extension

- Think about how you have changed as a reader and writer since the beginning of the year.
- Write a paragraph about it.

### Things you need:

- books you read this week
- pencil, paper